



MULTITCP PRO

ELETTRICA

Electric lock for aluminium
and steel doors



COMPLETE DOOR COVERAGE

An extension that reaches up to 3,000 mm can be added to the standard 2,300 mm height of the faceplate. New for the Italian market.

BENEFITS:

- Improves aesthetics
- Increases security and hermetically seals the door

HIGH SECURITY

- New locking system with hardened steel hook (CISA patent pending)
- Horizontal sliding deadbolt with increased thickness (12 mm)
- Deadbolts independent of the central mechanism
- Deadbolts protected with a hardened steel plate

BENEFIT:


- Increased resistance to forced entry

CORRECTS HEAT DISTORTION OF THE DOOR

The "effort reducing" gear mechanism (that makes it easier to turn the key) and the 12 mm thick deadbolt (with its more rounded design) offer an effective solution to close and secure doors subject to heat distortion.

BENEFITS:

- Hermetic seal increasing energy savings
- Cuts maintenance times and costs for the installer



MULTITOP PRO ELETTRICA

COMPACT DIMENSIONS

- Thanks to its compact dimensions, Multitop PRO can replace any Multitop lock

BENEFIT:

- Easily replaces previously installed Multitop locks





TOTAL PROTECTION

The lock can be fitted with 4th and 5th locking points

BENEFIT:

- Greater security for two-leaf doors



CASE THICKNESS

The cases are 15.5 mm thick.

BENEFIT:

- Fewer holes are needed on the profile and the lock is correctly installed on thermal cut and European groove profiles



CLOSED CASE

The lock and diverter cases are closed, including the rod hooks.

BENEFITS:

- Dirt and debris cannot get in
- Eliminates the possibility of damage during installation

DEADLOCKING LATCHBOLT

When the door is closed the **BOLT** retracts, deadlocking the **LATCHBOLT**



FINISHES AVAILABLE

- Stainless steel faceplate
- Black painted steel faceplate

MULTITOP

PRO

ELETRICA

CORRECTS HEAT DISTORTION OF THE DOOR

The “effort reducing” gear mechanism (that makes it easier to turn the key) and the 12mm thick deadbolt (with its more rounded design) offer an effective solution to close and secure doors subject to heat distortion.

HIGH SECURITY

- Locking system with hardened steel hook (CISA patent pending)
- Latchbolt with anti-burglary device
- Horizontal sliding deadbolt with increased thickness (12 mm)
- Deadbolts independent of the central mechanism
- Deadbolts protected with a hardened steel plate

CERTIFICATIONS

CISA Multitop Pro is certified:

- to EN14486
 - Grade 6 Security
 - Grade 7 Security using protective plates for the lock and divertors series 06436
- Suitable for doors certified to EN1627 up to resistance class WK/RC4



TECHNICAL FEATURES

- Case thickness 15.5 mm
- Closed case
- Backset 25-30-35-40 mm
- Latchbolt interchangeable with roller
- Case in pressure die-cast metal
- Steel cover
- Top and bottom adjustable faceplate
- 11 to 17 mm adjustable latchbolt
- 2.5 to 15.5 mm adjustable roller
- 10.5 to 16.5 mm adjustable latchbolt and deadbolt (electric versions)
- Latchbolt with anti-burglary device (electric versions)
- 12 mm thick divertor deadbolts with 25 mm protrusion
- Protective plate for grade 7 item 1.06436.10/11.0
- Pre-set for installation of microswitch on the divertor case
- 8 mm square spindle
- DIN holes to fix the handle plate
- Voltage 12 V AC CE

OPERATION

- The key activates the latchbolt and deadbolts. The remote electric control and the handle operate the latchbolt
- The lock is equipped with a misalignment device

FINISHES

- Zinc-plated cases and covers
- BLACK PAINTED STAINLESS steel faceplate
- Nickel-plated latchbolt and deadbolts

HAND

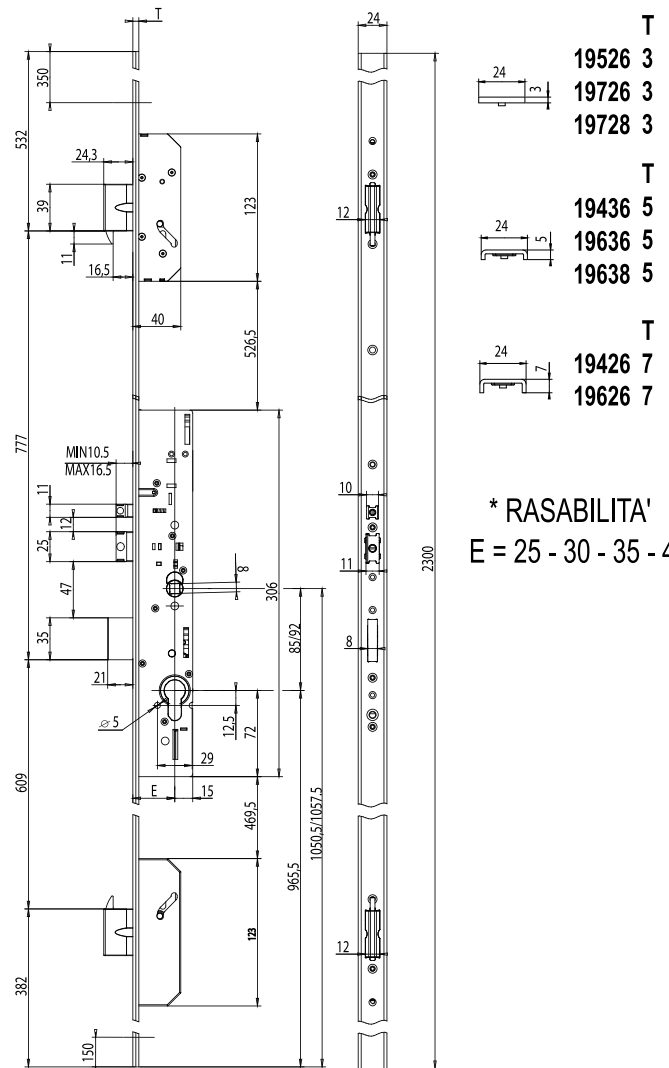
0 = non-handed

SUPPLIED AS STANDARD

- Pair of nylon roses item 1.06012.01.0.
- Lock and cylinder fixing screws

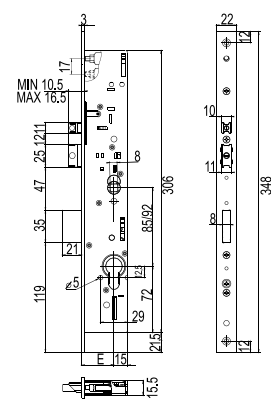
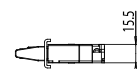
ON REQUEST

- Euro profile cylinder
- Adjustable metal strikers (see special Vademecum)
- Additional extension bolts for 4th and 5th locking points item 1.06449.10/11.0
- Kit for bolt extensions up to 3000 mm item 1.06444.46/47/56/66/67/76.0
- Threaded pin for fixing external rods item 1.06449.05.0
- Cylinder protective rose item 1.06460.05.0
- Button item 1.06110.15.0
- Pair of electrical contacts item 1.06511.00.0



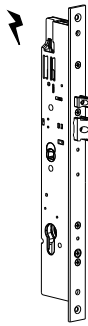
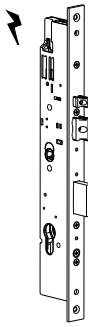
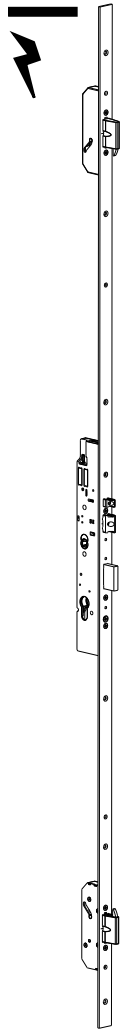


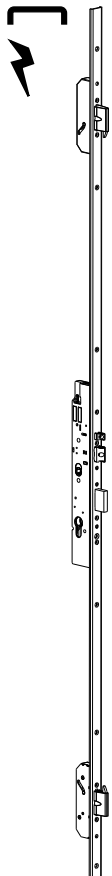
T	Item	Value
T	19526	3
T	19726	3
T	19728	3
T	19436	5
T	19636	5
T	19638	5
T	19426	7
T	19626	7

* RASABILITA'
E = 25 - 30 - 35 - 40



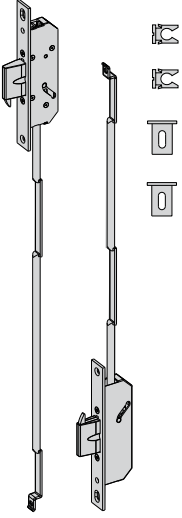
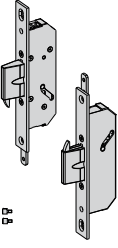
19205 - 19225
E = 25 - 30 - 35 - 40

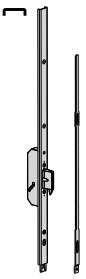
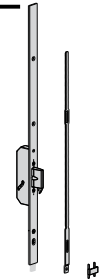
TYPE	DESCRIPTION	LOCKING POINTS	THROWS	CENTRE DISTANCE	FACEPLATE	BACKSET	 UNIT WEIGHT	 NO. PCS	ITEM			
									Type	Dim.	Hand	
	<ul style="list-style-type: none"> STAINLESS STEEL faceplate 22 x 3 mm Latchbolt only 10.5 to 16.5 mm adjustable deadlocking latchbolt and deadbolt Pair of nylon faceplate spacers item 1.06141.65.0 Threaded pins for fixing the extension bolts Voltage 12 V AC CE Absorbed current 3.1 A 	85	22	25	0.980	1	1	19205	25	0		
		85	22	30	1.040	1	1	19205	30	0		
		85	22	35	1.100	1	1	19205	35	0		
		85	22	40	1.160	1	1	19205	40	0		
	<ul style="list-style-type: none"> STAINLESS STEEL faceplate 22 x 3 mm Deadbolt and latchbolt 10.5 to 16.5 mm adjustable deadlocking latchbolt and deadbolt Pair of nylon faceplate spacers item 1.06141.65.0 Threaded pins for fixing the extension bolts Voltage 12 V AC CE Absorbed current 3.1 A ON REQUEST <ul style="list-style-type: none"> Internal curved extension bolt rods item 1.06441.00.0 Internal straight extension bolt rods item 1.06441.10.0 Pair of external rod controls item 1.06442.00.0 Lateral deadbolts for internal rods item 1.06443.31.0 Lateral deadbolts for external rods item 1.06443.36.0 	2	85	22	25	1.010	1	1	19225	25	0	
		2	85	22	30	1.070	1	1	19225	30	0	
		2	85	22	35	1.130	1	1	19225	35	0	
		2	85	22	40	1.190	1	1	19225	40	0	
	CENTRE DISTANCE 85 MM											
	<ul style="list-style-type: none"> "Flat" adjustable faceplate 24 x 3 mm in BLACK PAINTED steel, 2300 mm high <ul style="list-style-type: none"> - top adjustment 350 mm - bottom adjustment 150 mm 10.5 to 16.5 mm adjustable deadlocking latchbolt and deadbolt 3 lateral deadbolts Nylon faceplate cover plugs Voltage 12 V AC CE Absorbed current 3.1 A 	3	2	85	24	25	3.520	1	1	19526	25	0
		3	2	85	24	30	3.580	1	1	19526	30	0
		3	2	85	24	35	3.640	1	1	19526	35	0
		3	2	85	24	40	3.700	1	1	19526	40	0
	<ul style="list-style-type: none"> "Flat" adjustable faceplate 24 x 3 mm in STAINLESS steel, 2300 mm high <ul style="list-style-type: none"> - top adjustment 350 mm - bottom adjustment 150 mm 10.5 to 16.5 mm adjustable deadlocking latchbolt and deadbolt 3 lateral deadbolts Voltage 12 V AC CE Absorbed current 3.1 A 	3	2	85	24	25	3.520	1	1	19726	25	0
		3	2	85	24	30	3.580	1	1	19726	30	0
		3	2	85	24	35	3.640	1	1	19726	35	0
		3	2	85	24	40	3.700	1	1	19726	40	0
	CENTRE DISTANCE 92 MM											
	<ul style="list-style-type: none"> "Flat" adjustable faceplate 24 x 3 mm in STAINLESS steel, 2300 mm high <ul style="list-style-type: none"> - top adjustment 350 mm - bottom adjustment 150 mm 10.5 to 16.5 mm adjustable deadlocking latchbolt and deadbolt 3 lateral deadbolts Voltage 12 V AC CE Absorbed current 3.1 A 	3	2	92	24	25	3.520	1	1	19728	25	0
		3	2	92	24	30	3.580	1	1	19728	30	0
3		2	92	24	35	3.640	1	1	19728	35	0	
3		2	92	24	40	3.700	1	1	19728	40	0	

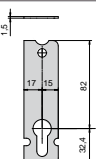
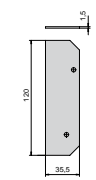
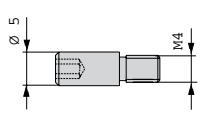
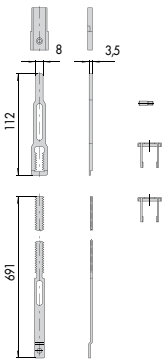
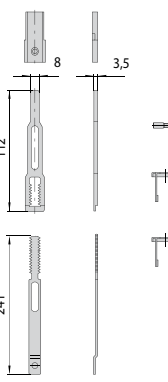
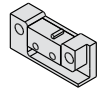
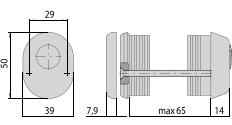
TYPE	DESCRIPTION	LOCKING POINTS	THROWS	CENTRE DISTANCE	FACEPLATE	BACKSET	UNIT WEIGHT kg	NO. PCS	ITEM			
									Type	Dim.	Hand	
	CENTRE DISTANCE 85 MM											
	<ul style="list-style-type: none"> ▪ "U"-shaped adjustable faceplate 24 x 7 mm in BLACK PAINTED steel, 2300 mm high <ul style="list-style-type: none"> - top adjustment 350 mm - bottom adjustment 150 mm ▪ 10.5 to 16.5 mm adjustable deadlocking latchbolt and deadbolt ▪ 3 lateral deadbolts ▪ Nylon faceplate cover plugs ▪ Voltage 12 V AC CE ▪ Absorbed current 3.1 A 	3	2	85	24	25	3.520	1	1	19426	25	0
		3	2	85	24	30	3.580	1	1	19426	30	0
		3	2	85	24	35	3.640	1	1	19426	35	0
		3	2	85	24	40	3.700	1	1	19426	40	0
	<ul style="list-style-type: none"> ▪ "U"-shaped adjustable faceplate 24 x 5 mm in BLACK PAINTED steel, 2300 mm high <ul style="list-style-type: none"> - top adjustment 350 mm - bottom adjustment 150 mm ▪ 10.5 to 16.5 mm adjustable deadlocking latchbolt and deadbolt ▪ 3 lateral deadbolts ▪ Nylon faceplate cover plugs ▪ Voltage 12 V AC CE ▪ Absorbed current 3.1 A 	3	2	85	24	25	3.520	1	1	19436	25	0
		3	2	85	24	30	3.580	1	1	19436	30	0
		3	2	85	24	35	3.640	1	1	19436	35	0
		3	2	85	24	40	3.700	1	1	19436	40	0
	<ul style="list-style-type: none"> ▪ "U"-shaped adjustable faceplate 24 x 7 mm in STAINLESS steel, 2300 mm high <ul style="list-style-type: none"> - top adjustment 350 mm - bottom adjustment 150 mm ▪ 10.5 to 16.5 mm adjustable deadlocking latchbolt and deadbolt ▪ 3 lateral deadbolts ▪ Voltage 12 V AC CE ▪ Absorbed current 3.1 A 	3	2	85	24	25	3.520	1	1	19626	25	0
		3	2	85	24	30	3.580	1	1	19626	30	0
		3	2	85	24	35	3.640	1	1	19626	35	0
		3	2	85	24	40	3.700	1	1	19626	40	0
	<ul style="list-style-type: none"> ▪ "U"-shaped adjustable faceplate 24 x 5 mm in STAINLESS steel, 2300 mm high <ul style="list-style-type: none"> - top adjustment 350 mm - bottom adjustment 150 mm ▪ 10.5 to 16.5 mm adjustable deadlocking latchbolt and deadbolt ▪ 3 lateral deadbolts ▪ Voltage 12 V AC CE ▪ Absorbed current 3.1 A 	3	2	85	24	25	3.520	1	1	19636	25	0
		3	2	85	24	30	3.580	1	1	19636	30	0
		3	2	85	24	35	3.640	1	1	19636	35	0
		3	2	85	24	40	3.700	1	1	19636	40	0
	CENTRE DISTANCE 92 MM											
	<ul style="list-style-type: none"> ▪ "U"-shaped adjustable faceplate 24 x 5 mm in STAINLESS steel, 2300 mm high <ul style="list-style-type: none"> - top adjustment 350 mm - bottom adjustment 150 mm ▪ 10.5 to 16.5 mm adjustable deadlocking latchbolt and deadbolt ▪ 3 lateral deadbolts ▪ Voltage 12 V AC CE ▪ Absorbed current 3.1 A 	3	2	92	24	25	3.520	1	1	19638	25	0
		3	2	92	24	30	3.580	1	1	19638	30	0
		3	2	92	24	35	3.640	1	1	19638	35	0
		3	2	92	24	40	3.700	1	1	19638	40	0

ADJUSTABLE METAL STRIKERS FOR USE WITH MULTITOP MAX LOCKS

Striker for locks (order 1 pc)	Striker for top/bottom locking points (order 2 pcs)
1.06463.05.0	1.06465.05.0
1.06463.16.0	1.06465.06.0
1.06463.17.0	1.06465.07.0
1.06463.67.0	1.06465.57.0
1.06463.68.0	1.06465.58.0
1.06463.82.0	1.06465.72.0
1.06463.83.0	1.06465.73.0
1.06463.84.0	1.06465.74.0
1.06463.85.0	1.06465.75.0
1.06461.34.0	1.06461.34.0
1.06461.35.0	1.06461.39.0

TYPE	DESCRIPTION	FOR SERIES / ITEM	kg		ITEM			
			UNIT WEIGHT	NO. PCS	Type	Dim.	Hand	
	<ul style="list-style-type: none"> Pair of lateral locking points operated by internal rods Horizontal sliding deadbolts with hardened steel inserts and hook STAINLESS steel faceplate 22 x 3 mm Pre-set for 4th and 5th locking points Closed case SUPPLIED AS STANDARD: <ul style="list-style-type: none"> Pair of rods diameter 8 mm Pair of nylon faceplate spacers item 1.06141.65.0 Rod guide item 1.06224.00.0 (2 pcs) ON REQUEST: <ul style="list-style-type: none"> Special strikers (see Vademecum) Internal straight extension bolts item 1.06441.10.0 for 4th and 5th locking points Threaded pin item 1.06449.05.0 for fixing the 4th and 5th locking point rods 	19225 49225 49250	1.060	12	1	06443	31	0
			1.060	12	1	06443	36	0
	<ul style="list-style-type: none"> Pair of lateral locking points operated by external rods Horizontal sliding deadbolts with hardened steel inserts and hook STAINLESS steel faceplate 22 x 3 mm Pre-set for 4th and 5th locking points Closed case SUPPLIED AS STANDARD: <ul style="list-style-type: none"> Pair of external rod controls Pair of threaded pins ON REQUEST: <ul style="list-style-type: none"> Special strikers (see Vademecum) Threaded pin item 1.06449.05.0 for fixing the 4th and 5th external rod control item 1.06442.00.0 	19225 49225 49250	1.060	12	1	06443	36	0
			1.060	12	1	06443	36	0

TYPE	DESCRIPTION	FOR SERIES/ITEM	THROWS	CENTRE DISTANCE	FACEPLATE	BACKSET	kg		ITEM			
							UNIT WEIGHT	NO. PCS	Type	Dim.	Hand	
	<ul style="list-style-type: none"> Top extension bolt kit for doors up to 3000 mm U-shaped adjustable faceplate 24 x 5 mm in BLACK PAINTED steel, 700 mm high 	19436 - 49436	2	-	24	-	0.900	1	1	06444	46	0
	<ul style="list-style-type: none"> As above, with "U"-shaped faceplate 24x7 mm 	19426 - 49426	2	-	24	-	0.900	1	1	06444	47	0
	<ul style="list-style-type: none"> Top extension bolt kit for doors up to 3000 mm "U"-shaped adjustable faceplate 24 x 5 mm in STAINLESS steel, 700 mm high 	19636 - 49636 19638 - 49638	2	-	24	-	0.900	1	1	06444	66	0
	<ul style="list-style-type: none"> As above, with "U"-shaped faceplate 24x7 mm 	19626 - 49626	2	-	24	-	0.900	1	1	06444	67	0
	<ul style="list-style-type: none"> Top extension bolt kit for doors up to 3000 mm "Flat" adjustable faceplate 24 x 3 mm in BLACK PAINTED steel, 700 mm high 	19526 - 49526	2	-	24	-	0.900	1	1	06444	56	0
	<ul style="list-style-type: none"> Top extension bolt kit for doors up to 3000 mm "Flat" adjustable faceplate 24 x 3 mm in STAINLESS steel, 700 mm high 	19726 - 19728 49726 - 49728	2	-	24	-	0.900	1	1	06444	76	0


TYPE	DESCRIPTION	kg	NO. PCS	ITEM			
		UNIT WEIGHT		Type	Dim.	Hand	
	<ul style="list-style-type: none"> Lock protective plate to increase drill resistance (grade 7 prEN 15685 : 10) 	0.100	6	1	06436	10	0
	<ul style="list-style-type: none"> Divertors protective plate to increase drill resistance (grade 7 prEN 15685 :10) 	0.057	6	1	06436	11	0
	<ul style="list-style-type: none"> Threaded pin for fixing the 4th and 5th additional locking point extension bolts 	0.002	50	1	06449	05	0
	<ul style="list-style-type: none"> Additional TOP extension bolt to install with locks with "U"-shaped faceplate 24x7 mm 	0.187	6	1	06449	10	0
	<ul style="list-style-type: none"> Additional FLOOR extension bolt to install with locks with "U"-shaped faceplate 24x7 mm 	0.135	6	1	06449	11	0
	<ul style="list-style-type: none"> Microswitch to be used with divertors of locks 19000 and 49000 series 	0.020	1	1	06195	08	0
	<ul style="list-style-type: none"> Protective rose for cylinders RS3, ASTRAL, AP3 (with long key, CL special execution), and ASIX, in chrome-plated carbonitrided steel for 19000 and 49000 series, complete with: <ul style="list-style-type: none"> - S pacers 2 mm (19 pcs), 1 mm (2 pcs) - M5 x 75mm screws - Inside escutcheon AVAILABLE FINISHES <ul style="list-style-type: none"> - Gold polished steel (fin. 15) ON REQUEST <ul style="list-style-type: none"> - Pair of additional spacers for 65 to 87 mm wide profiles item 1.06141.87.0 	0.485	1	1	06460	05	0


About Allegion


Allegion (NYSE: ALLE) is a global pioneer in seamless access, with leading brands like CISA®, Interflex®, LCN®, Schlage®, SimonsVoss® and Von Duprin®. Focusing on security around the door and adjacent areas, Allegion secures people and assets with a range of solutions for homes, businesses, schools and institutions.



For more, visit allegion.com.



 CISA SpA
Via Oberdan 42
48018 Faenza (RA) Italy

 Ph. +39 0546 677111
Fax +39 0546 677150

 Customer Service and Technical Support
+39 0546 188 0070

    cisa.com
cisa.sales@allegion.com