



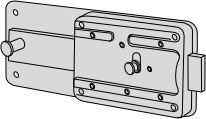

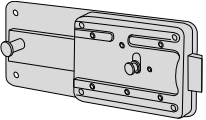

Caratteristiche tecniche:

- Scatola e piastra in acciaio nichelato
- Catenaccio in acciaio smerigliato nichelato
- Pomoli in acciaio nichelato
- Cilindro nichelato

Dotazione:

- 3 chiavi art. 1.01070.10.1

Mano:
1 = destra
 interna

Tipologia	Descrizione	Cilindro	Mandate	Entrata	Unitario	Pezzi	ARTICOLO			
							Tipo	Dim.	Mano	Pers. Spec.
	• Solo catenaccio	 06200	6	50	1,125	12	1	55254	50	1
			6	60	1,160	12	1	55254	60	1
	• Catenaccio con scrocco incorporato	 06200	6	50	0,950	12	1	55274	50	1
			6	60	0,950	12	1	55274	60	1